

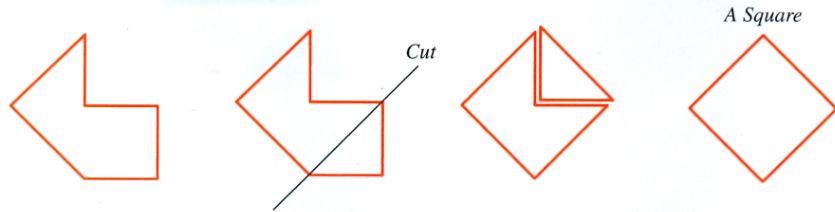


Name: \_\_\_\_\_




## Activity 0.2 ♦ Making Squares

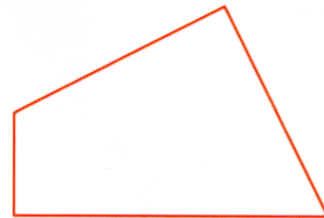
In each of the figures that follow, make one straight cut. If you do it right, the two pieces will form a square.



1.



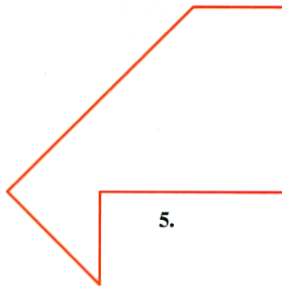
2.




3.



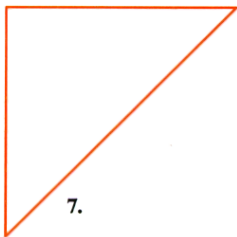
4.



5.



6.



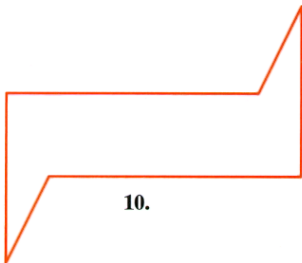
7.



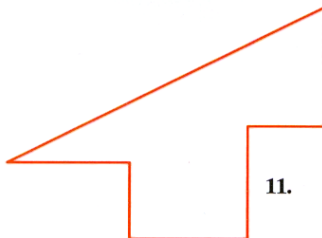
8.



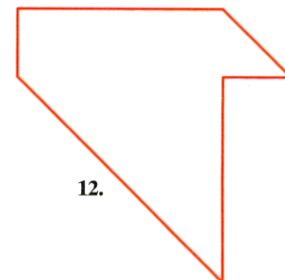
9.



10.



11.



12.

At least one of the figures shown can be cut in different ways that work. Can you figure out which one(s)?